

2023 MAYES COUNTY ASSESSOR'S OFFICE REPORT TO THE EXCISE BOARD

07/21/2023

City/Village								
DISTRICT	DESCRIPTION	PERSONAL PROPERTY	REAL PROPERTY	PUBLIC SERVICE	TOTAL VALUATION	HOMESTEAD EXEMPTIONS	OTHER EXEMPTIONS	NET VALUATION
T001	Pryor City	5,946,729	62,752,739	953,249	69,652,717	1,434,977	952,098	67,265,642
T002	Adair City	272,550	4,867,607	617,023	5,757,180	118,969	150,511	5,487,700
T003	Chouteau City	728,081	15,407,561	1,878,227	18,013,869	415,463	358,836	17,239,570
T004	Disney City	137,290	4,548,115	49,491	4,734,896	41,967	49,552	4,643,377
T005	HootOwl City	0	4,575	0	4,575	0	0	4,575
T006	Grand Lake	73	2,038,467	16,477	2,055,017	28,000	12,191	2,014,826
T007	Langley City	1,023,203	9,632,219	437,297	11,092,719	155,957	21,990	10,914,772
T008	Locust Grove City	713,982	7,100,828	1,156,723	8,971,533	206,066	60,434	8,705,033
T009	Pensacola City	26,409	222,121	32,641	281,171	19,902	0	261,269
T010	Salina City	506,134	4,050,734	1,439,705	5,996,573	138,238	46,197	5,812,138
T011	Spavinaw City	45,927	1,148,576	225,972	1,420,475	84,086	43,334	1,293,055
T012	Sport Acres	0	765,120	45,696	810,816	25,000	21,616	764,200
T014	Strang City	11,598	151,926	88,618	252,142	14,775	10,446	226,921
CITY/VILLAGE TOTAL VALUATION		9,411,976	112,690,588	6,941,119	129,043,683	2,683,400	1,727,205	124,633,078

County								
DISTRICT	DESCRIPTION	PERSONAL PROPERTY	REAL PROPERTY	PUBLIC SERVICE	TOTAL VALUATION	HOMESTEAD EXEMPTIONS	OTHER EXEMPTIONS	NET VALUATION
C001	Mayes County	633,217,562	589,619,599	34,472,519	1,257,309,680	8,081,359	6,159,120	1,243,069,201
COUNTY TOTAL VALUATION		633,217,562	589,619,599	34,472,519	1,257,309,680	8,081,359	6,159,120	1,243,069,201

School								
DISTRICT	DESCRIPTION	PERSONAL PROPERTY	REAL PROPERTY	PUBLIC SERVICE	TOTAL VALUATION	HOMESTEAD EXEMPTIONS	OTHER EXEMPTIONS	NET VALUATION
SC08	Ketchum	1,471,959	41,480,794	1,107,565	44,060,318	444,710	265,369	43,350,239
SC65	Vinita	58,900	1,132,293	532,808	1,724,001	39,000	20,496	1,664,505
SD01	Jay	841,988	6,386,884	623,866	7,852,738	147,801	125,381	7,579,556
SD35	Wickliffe	140,670	2,748,323	412,268	3,301,261	135,514	56,183	3,109,564
SD43	Osage	1,858,850	19,887,292	4,658,027	26,404,169	384,000	389,863	25,630,306
SI01	Pryor School	610,015,519	365,292,213	7,906,592	983,214,324	2,444,009	1,930,190	978,840,125
SI02	Adair School	2,875,428	39,459,917	6,429,543	48,764,888	1,123,089	800,270	46,841,529

2023 MAYES COUNTY ASSESSOR'S OFFICE REPORT TO THE EXCISE BOARD

07/21/2023

SI16	Salina School	1,591,611	26,921,811	2,428,917	30,942,339	846,108	751,067	29,345,164
SI17	Locust Grove	2,650,039	41,451,855	4,035,896	48,137,790	1,438,394	1,088,823	45,610,573
SI32	Chouteau-Mazie	11,520,075	42,487,319	5,974,559	59,981,953	1,008,112	718,891	58,254,950
SR03	Chelsea (Rogers)	141,648	2,024,618	115,875	2,282,141	62,622	12,587	2,206,932
SR05	Inola	50,875	346,280	246,603	643,758	8,000	0	635,758
SCHOOL TOTAL VALUATION		633,217,562	589,619,599	34,472,519	1,257,309,680	8,081,359	6,159,120	1,243,069,201

Vo-Tech

DISTRICT	DESCRIPTION	PERSONAL PROPERTY	REAL PROPERTY	PUBLIC SERVICE	TOTAL VALUATION	HOMESTEAD EXEMPTIONS	OTHER EXEMPTIONS	NET VALUATION
V001	Vo Tech - 1	633,217,562	589,619,599	34,472,519	1,257,309,680	8,081,359	6,159,120	1,243,069,201
VO-TECH TOTAL VALUATION		633,217,562	589,619,599	34,472,519	1,257,309,680	8,081,359	6,159,120	1,243,069,201

I, YOLANDA THOMPSON, Assessor of Mayes County Oklahoma, do hereby certify that the foregoing is a true and correct statement of valuations for Real Estate, Personal Property, Public Service and Homestead Exemptions as certified by the State Board of Equalization and shown by the records in the County Assessor's office. Subscribed by my name and affixed the seal of the County Assessors office on this day of 07/21/2023.

State of Oklahoma)
) SS
 Mayes County)

Yolanda Thompson

7/21/23

Date

YOLANDA THOMPSON
 County Assessor
 Mayes County

Seal

I, , County Clerk of Mayes County Oklahoma, do hereby certify that the above is a true, correct and complete list of the valuations of Mayes County Oklahoma as certified by the Mayes County Assessor's office.

Brittany Anne Howard

County Clerk
 Mayes County

Seal

Excise Board:

[Signature]

[Signature]

8.1.2023

Date

Real	Count	Value
Agricultural	206	529,262
Commercial	462	22,136,862
Residential	3,582	40,086,615
Total Real Value	4,250	62,752,739
Homestead	1,365	1,434,977
Veteran	54	952,098
Other	0	0
Total Exempt	1,490	2,387,075

TIF Increment Value

Net Assessed 60,365,664

Net Assessed Under Protest 1 502,325

Senior Freeze	263	2,395,536
Capped Parcels	3,407	20,876,362

Personal	Count	Value
Agricultural	13	16,121
Commercial	412	5,593,050
Mobile Home	102	339,873
Total Personal	527	5,949,044
Total Exempt	2	2,315

TIF Increment Value

Net Assessed 5,946,729

Net Assessed Under Protest 0 0

Public Service	Count	Value
Total PS Value	25	953,249

TIF Increment Value

Net Assessed 953,249

District Totals

Total Gross Value	69,655,032
Homestead Loss	1,434,977
Other Exemption Loss	954,413

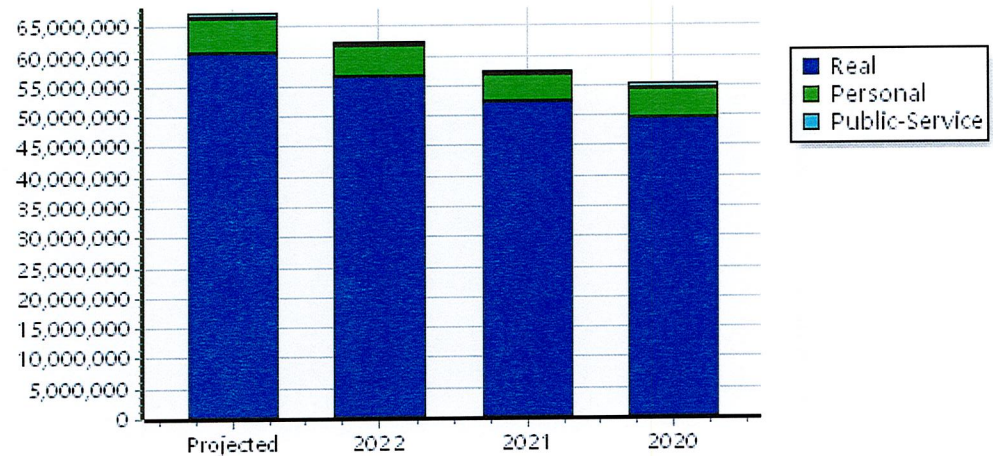
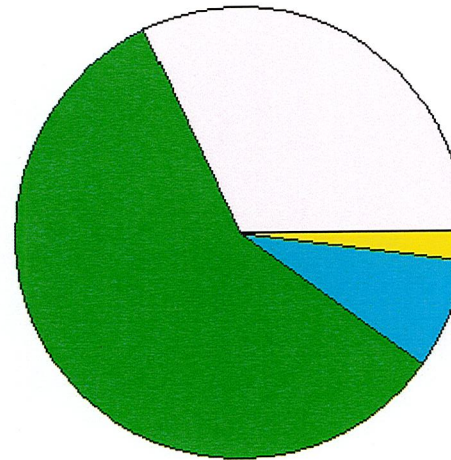
TIF Increment Value

Retained TIF Value

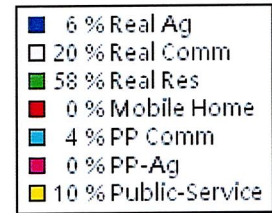
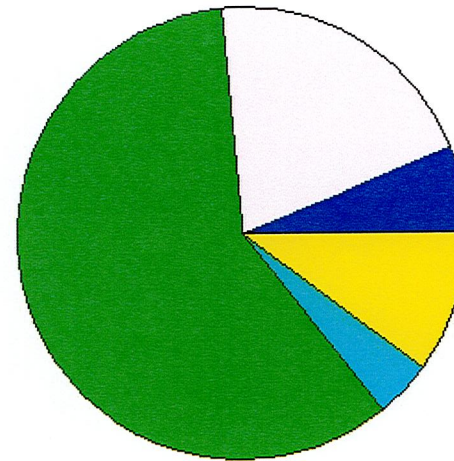
Net Assessed Value 67,265,642

Net Assessed Under Protest 502,325

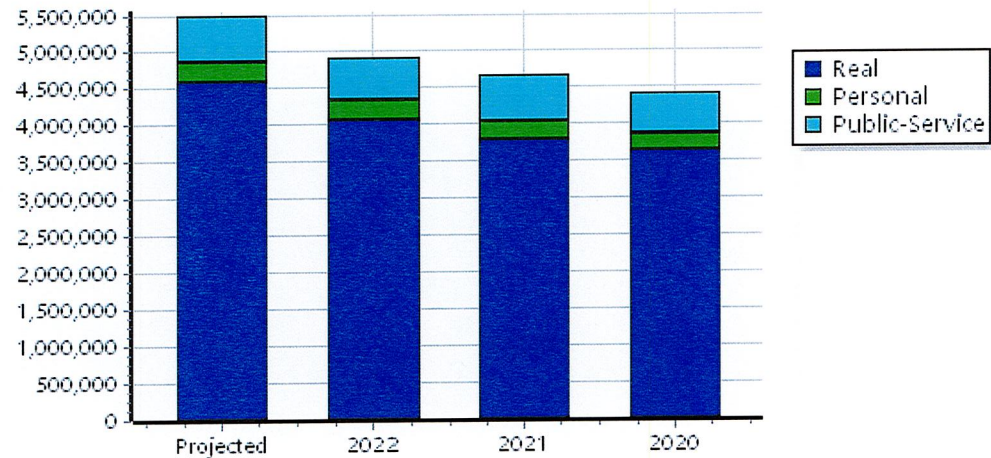
* Public Service Protests Values are not included on this report.



Real	Count	Value
Agricultural	73	393,768
Commercial	50	1,121,958
Residential	357	3,351,881
Total Real Value	480	4,867,607
Homestead	115	118,969
Veteran	10	150,511
Other	0	0
Total Exempt	129	269,480
TIF Increment Value		
Net Assessed		4,598,127
Net Assessed Under Protest		
Senior Freeze	12	89,743
Capped Parcels	442	2,371,797



Personal	Count	Value
Agricultural	13	32,681
Commercial	28	208,390
Mobile Home	11	31,479
Total Personal	52	272,550
Total Exempt	0	0
TIF Increment Value		
Net Assessed		272,550
Net Assessed Under Protest		
Public Service	Count	Value
Total PS Value	15	617,023
TIF Increment Value		
Net Assessed		617,023



District Totals	
Total Gross Value	5,757,180
Homestead Loss	118,969
Other Exemption Loss	150,511
TIF Increment Value	
Retained TIF Value	
Net Assessed Value	5,487,700
Net Assessed Under Protest	

* Public Service Protests Values are not included on this report.

Real	Count	Value
Agricultural	16	12,815
Commercial	147	3,471,914
Residential	1,049	11,922,832
Total Real Value	1,212	15,407,561
Homestead	391	415,463
Veteran	21	358,836
Other	0	0
Total Exempt	437	774,299

TIF Increment Value

Net Assessed 14,633,262

Net Assessed Under Protest

Senior Freeze	71	724,935
Capped Parcels	1,008	6,091,601

Personal	Count	Value
Agricultural	8	39,809
Commercial	65	631,146
Mobile Home	42	58,627
Total Personal	115	729,582
Total Exempt	1	1,501

TIF Increment Value

Net Assessed 728,081

Net Assessed Under Protest

Public Service	Count	Value
Total PS Value	9	1,878,227

TIF Increment Value

Net Assessed 1,878,227

District Totals

Total Gross Value	18,015,370
Homestead Loss	415,463
Other Exemption Loss	360,337

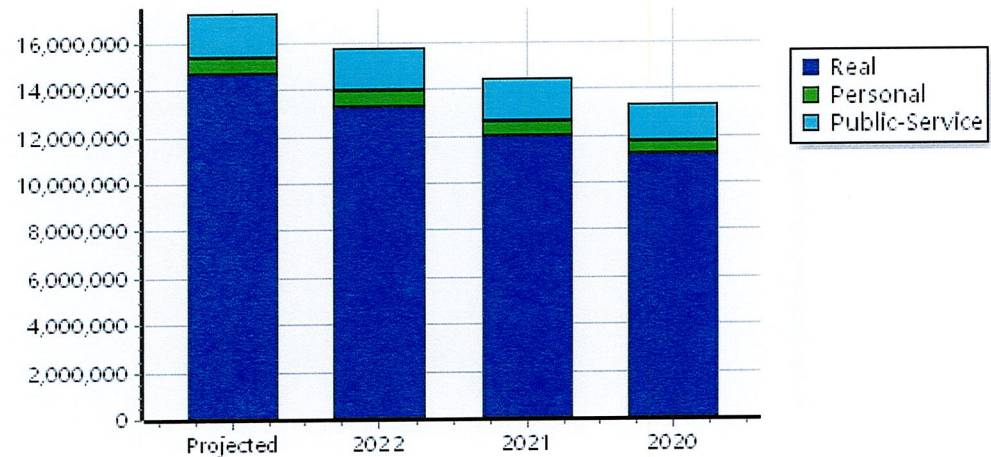
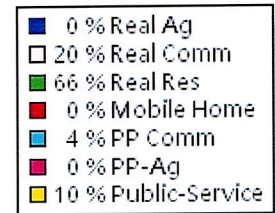
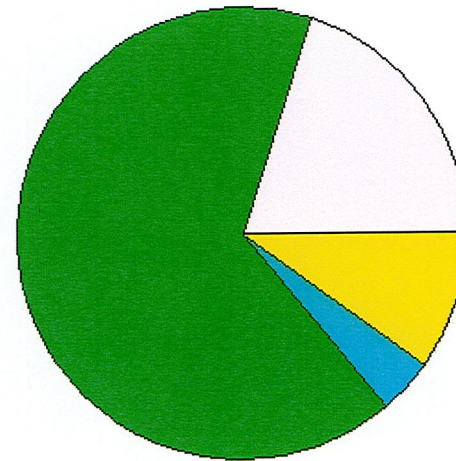
TIF Increment Value

Retained TIF Value

Net Assessed Value 17,239,570

Net Assessed Under Protest

* Public Service Protests Values are not included on this report.



Real	Count	Value
Agricultural	0	0
Commercial	57	556,115
Residential	309	3,992,000
Total Real Value	366	4,548,115
Homestead	41	41,967
Veteran	5	49,552
Other	0	0
Total Exempt	47	91,519

TIF Increment Value

Net Assessed 4,456,596

Net Assessed Under Protest

Senior Freeze	9	40,429
Capped Parcels	275	1,695,814

Personal	Count	Value
Agricultural	1	473
Commercial	14	118,216
Mobile Home	10	18,601
Total Personal	25	137,290
Total Exempt	0	0

TIF Increment Value

Net Assessed 137,290

Net Assessed Under Protest

Public Service	Count	Value
Total PS Value	4	49,491

TIF Increment Value

Net Assessed 49,491

District Totals

Total Gross Value	4,734,896
Homestead Loss	41,967
Other Exemption Loss	49,552

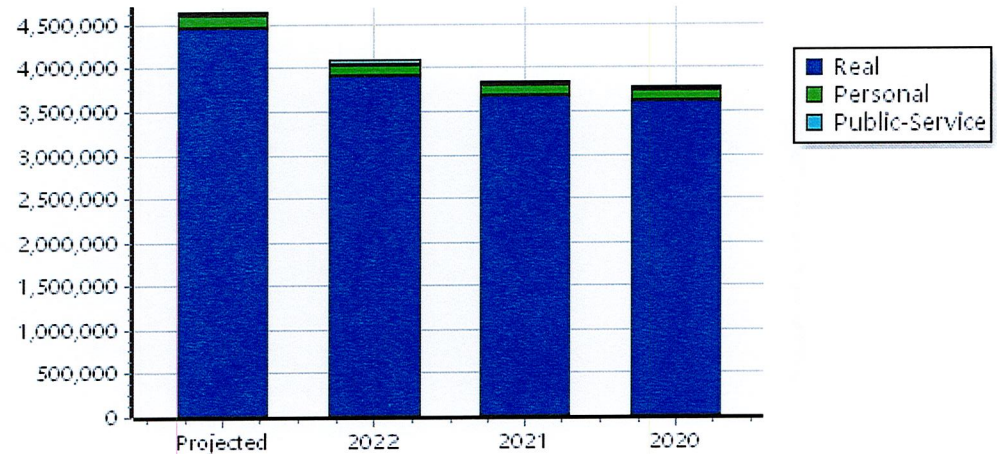
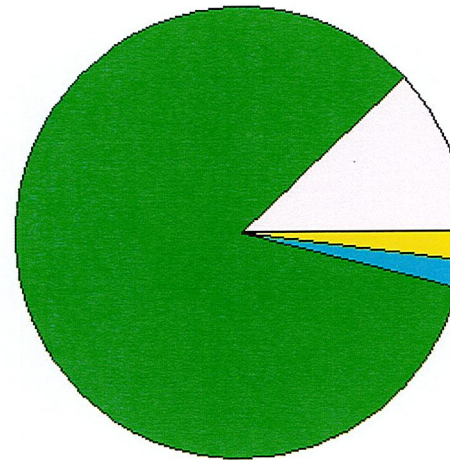
TIF Increment Value

Retained TIF Value

Net Assessed Value 4,643,377

Net Assessed Under Protest

* Public Service Protests Values are not included on this report.



Real	Count	Value
Agricultural	1	4,575
Commercial	0	0
Residential	0	0
Total Real Value	1	4,575
Homestead	0	0
Veteran	0	0
Other	0	0
Total Exempt	0	0

TIF Increment Value

Net Assessed 4,575

Net Assessed Under Protest

Senior Freeze	0	0
Capped Parcels	1	4,631

Personal	Count	Value
Agricultural	0	0
Commercial	0	0
Mobile Home	0	0
Total Personal	0	0
Total Exempt	0	0

TIF Increment Value

Net Assessed 0

Net Assessed Under Protest

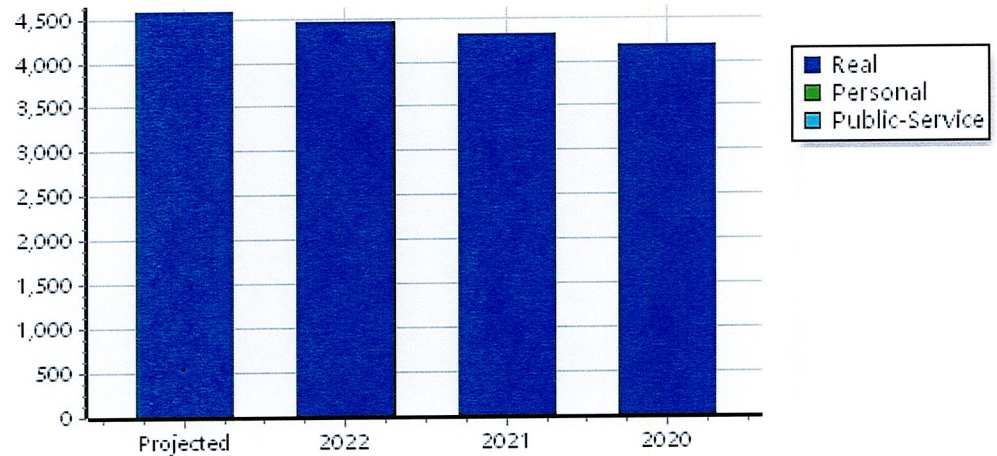

Public Service	Count	Value
Total PS Value	0	0

TIF Increment Value

Net Assessed 0

District Totals	
Total Gross Value	4,575
Homestead Loss	0
Other Exemption Loss	0
TIF Increment Value	
Retained TIF Value	
Net Assessed Value	4,575
Net Assessed Under Protest	

* Public Service Protests Values are not included on this report.



Real	Count	Value
Agricultural	0	0
Commercial	0	0
Residential	118	2,038,467
Total Real Value	118	2,038,467
Homestead	26	28,000
Veteran	1	12,191
Other	0	0
Total Exempt	29	40,191

TIF Increment Value

Net Assessed 1,998,276

Net Assessed Under Protest

Senior Freeze	5	63,313
Capped Parcels	90	1,098,359

Personal	Count	Value
Agricultural	0	0
Commercial	1	73
Mobile Home	0	0
Total Personal	1	73
Total Exempt	0	0

TIF Increment Value

Net Assessed 73

Net Assessed Under Protest

Public Service	Count	Value
Total PS Value	2	16,477

TIF Increment Value

Net Assessed 16,477

District Totals

Total Gross Value	2,055,017
Homestead Loss	28,000
Other Exemption Loss	12,191

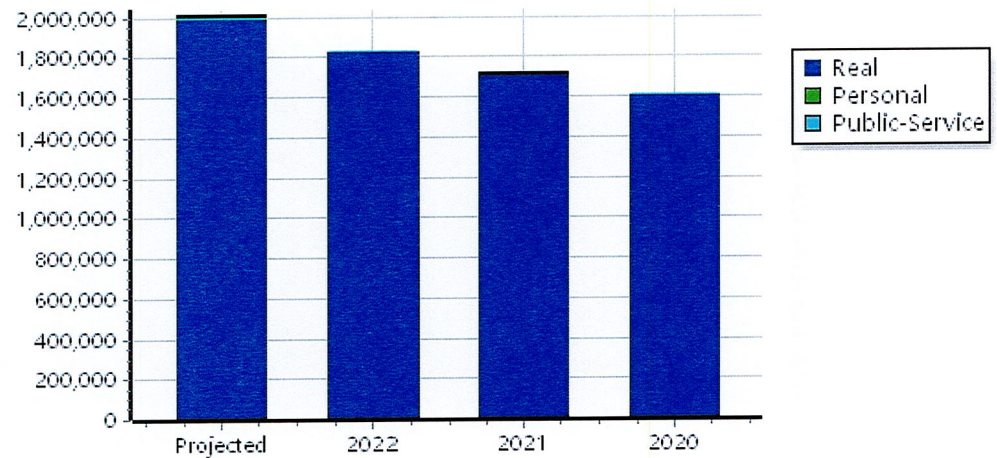

TIF Increment Value

Retained TIF Value

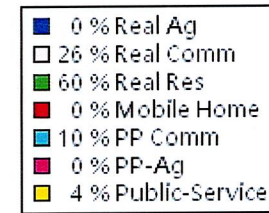
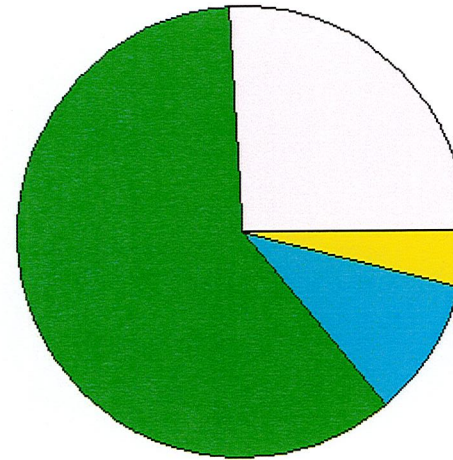
Net Assessed Value 2,014,826

Net Assessed Under Protest

* Public Service Protests Values are not included on this report.



Real	Count	Value
Agricultural	5	34,279
Commercial	101	2,906,258
Residential	574	6,691,682
Total Real Value	680	9,632,219
Homestead	141	155,957
Veteran	4	21,990
Other	0	0
Total Exempt	162	177,947



TIF Increment Value

Net Assessed 9,454,272

Net Assessed Under Protest

Senior Freeze	26	113,881
Capped Parcels	576	3,046,756

Personal	Count	Value
Agricultural	0	0
Commercial	75	1,020,886
Mobile Home	2	2,317
Total Personal	77	1,023,203
Total Exempt	0	0

TIF Increment Value

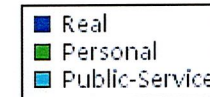
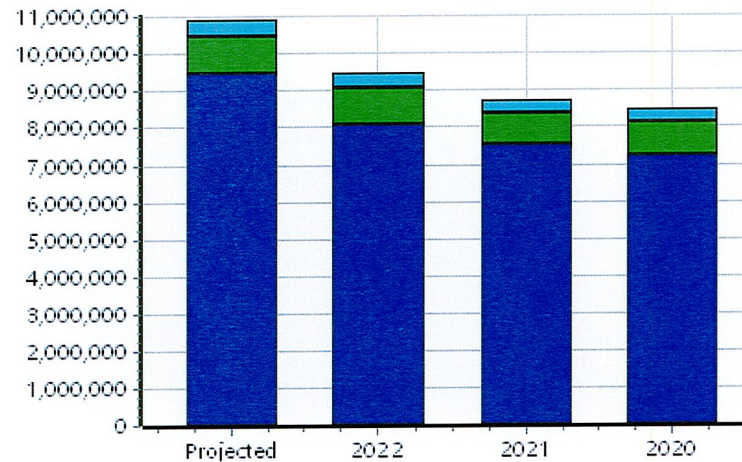
Net Assessed 1,023,203

Net Assessed Under Protest

Public Service	Count	Value
Total PS Value	12	437,297

TIF Increment Value

Net Assessed 437,297



District Totals

Total Gross Value	11,092,719
Homestead Loss	155,957
Other Exemption Loss	21,990

TIF Increment Value

Retained TIF Value

Net Assessed Value 10,914,772

Net Assessed Under Protest

* Public Service Protests Values are not included on this report.

Real	Count	Value
Agricultural	12	127,692
Commercial	122	2,417,620
Residential	605	4,555,516
Total Real Value	739	7,100,828
Homestead	190	206,066
Veteran	5	60,434
Other	0	0
Total Exempt	212	266,500

TIF Increment Value

Net Assessed 6,834,328

Net Assessed Under Protest

Senior Freeze	36	215,590
Capped Parcels	679	3,318,073

Personal	Count	Value
Agricultural	1	3,343
Commercial	57	699,791
Mobile Home	7	10,848
Total Personal	65	713,982
Total Exempt	0	0

TIF Increment Value

Net Assessed 713,982

Net Assessed Under Protest

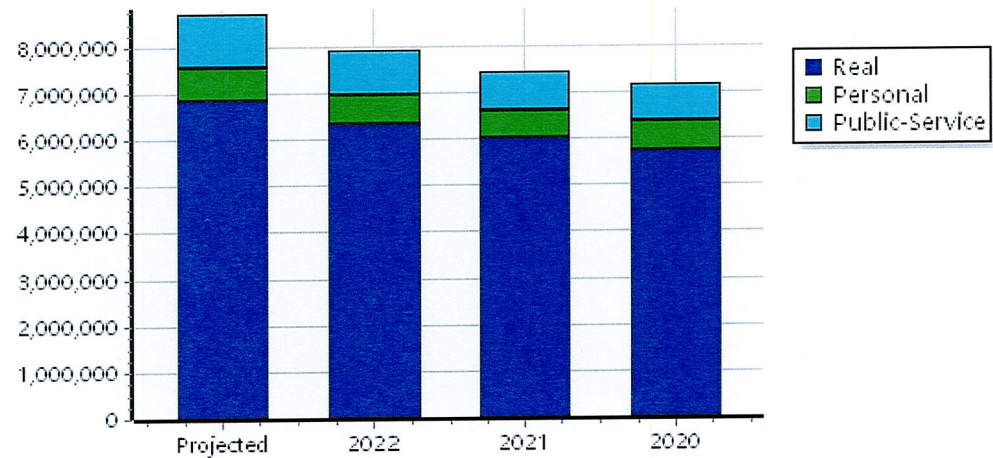
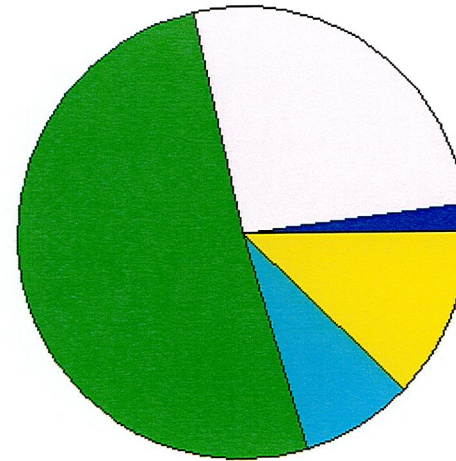
Public Service	Count	Value
Total PS Value	8	1,156,723

TIF Increment Value

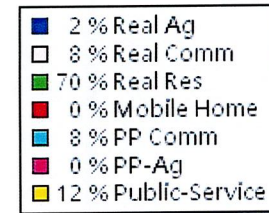
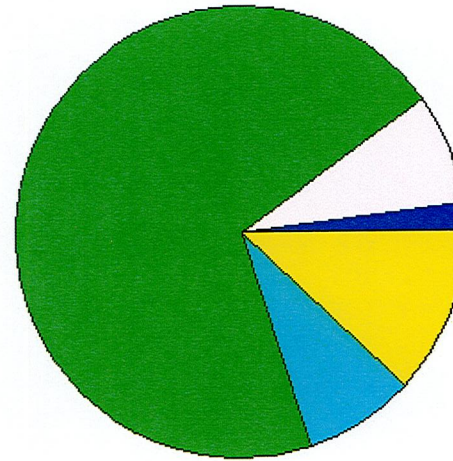
Net Assessed 1,156,723

District Totals	
Total Gross Value	8,971,533
Homestead Loss	206,066
Other Exemption Loss	60,434
TIF Increment Value	
Retained TIF Value	
Net Assessed Value	8,705,033
Net Assessed Under Protest	

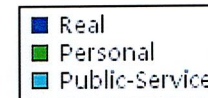
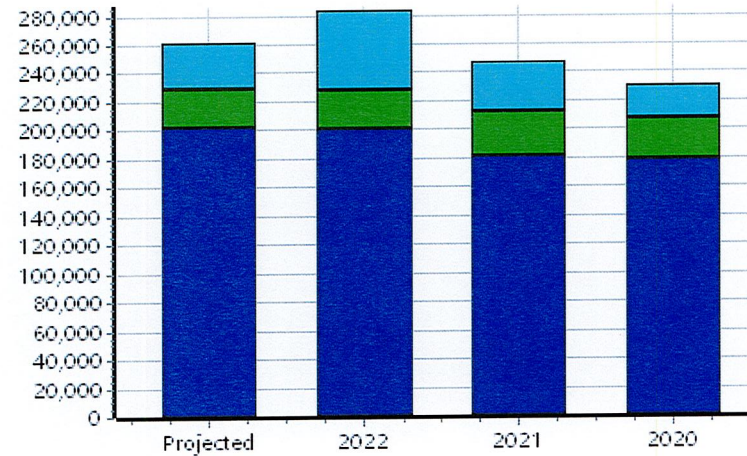
* Public Service Protests Values are not included on this report.



Real	Count	Value
Agricultural	16	7,351
Commercial	5	20,259
Residential	98	194,511
Total Real Value	119	222,121
Homestead	21	19,902
Veteran	0	0
Other	0	0
Total Exempt	21	19,902
TIF Increment Value		
Net Assessed		202,219
Net Assessed Under Protest		
Senior Freeze	1	9,159
Capped Parcels	96	110,557



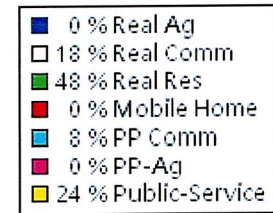
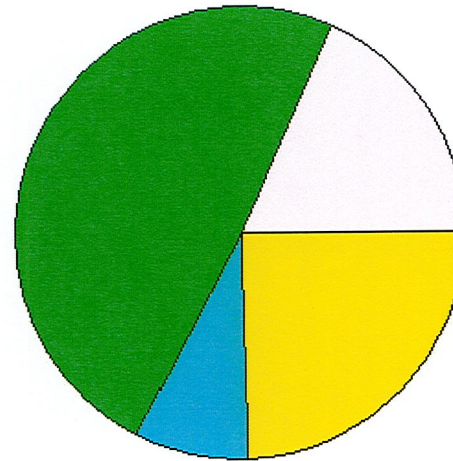
Personal	Count	Value
Agricultural	1	836
Commercial	3	23,212
Mobile Home	2	2,361
Total Personal	6	26,409
Total Exempt	0	0
TIF Increment Value		
Net Assessed		26,409
Net Assessed Under Protest		
Public Service	Count	Value
Total PS Value	4	32,641
TIF Increment Value		
Net Assessed		32,641



District Totals	
Total Gross Value	281,171
Homestead Loss	19,902
Other Exemption Loss	0
TIF Increment Value	
Retained TIF Value	
Net Assessed Value	261,269
Net Assessed Under Protest	

* Public Service Protests Values are not included on this report.

Real	Count	Value
Agricultural	4	63
Commercial	80	1,132,481
Residential	510	2,918,190
Total Real Value	594	4,050,734
Homestead	131	138,238
Veteran	7	46,197
Other	0	0
Total Exempt	146	184,435



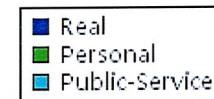
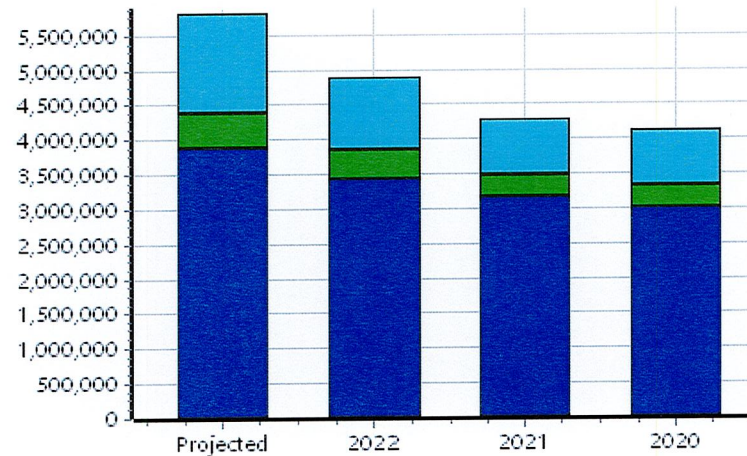
TIF Increment Value

Net Assessed 3,866,299

Net Assessed Under Protest

Senior Freeze	26	143,215
Capped Parcels	556	2,271,386

Personal	Count	Value
Agricultural	3	6,061
Commercial	46	446,130
Mobile Home	32	55,276
Total Personal	81	507,467
Total Exempt	1	1,333



TIF Increment Value

Net Assessed 506,134

Net Assessed Under Protest

Public Service	Count	Value
Total PS Value	9	1,439,705

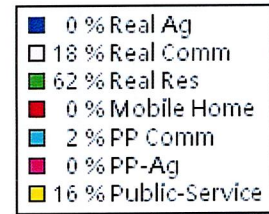
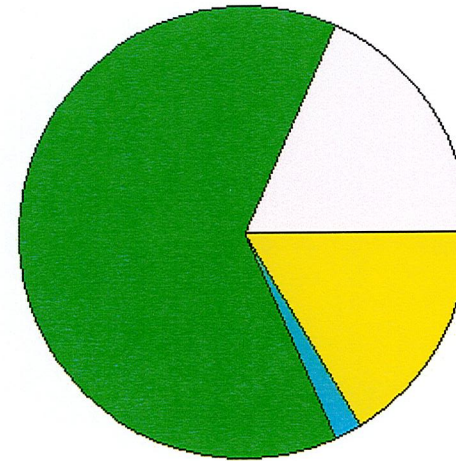
TIF Increment Value

Net Assessed 1,439,705

District Totals	
Total Gross Value	5,997,906
Homestead Loss	138,238
Other Exemption Loss	47,530
TIF Increment Value	
Retained TIF Value	
Net Assessed Value	5,812,138
Net Assessed Under Protest	

* Public Service Protests Values are not included on this report.

Real	Count	Value
Agricultural	0	0
Commercial	33	269,577
Residential	325	878,999
Total Real Value	358	1,148,576
Homestead	78	84,086
Veteran	5	43,334
Other	0	0
Total Exempt	90	127,420



TIF Increment Value

Net Assessed 1,021,156

Net Assessed Under Protest

Senior Freeze	17	64,059
Capped Parcels	267	384,630

Personal	Count	Value
Agricultural	3	4,379
Commercial	14	31,212
Mobile Home	4	10,336
Total Personal	21	45,927
Total Exempt	0	0

TIF Increment Value

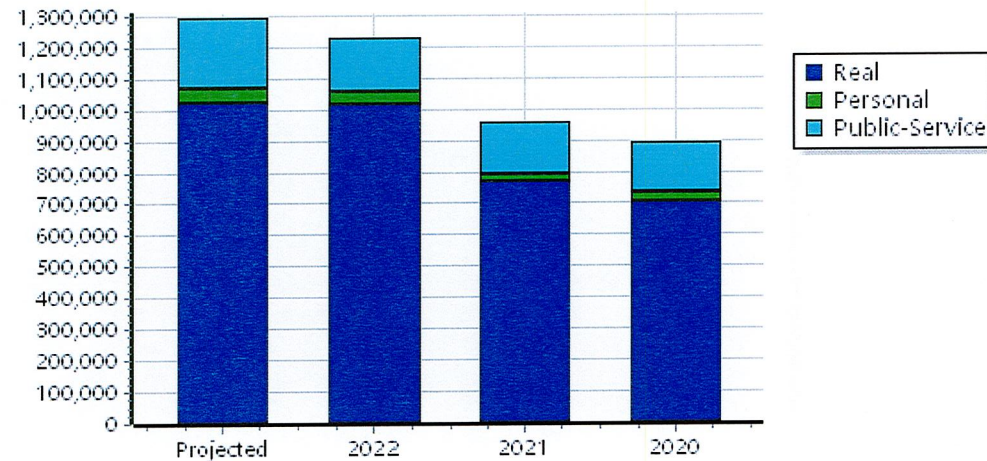
Net Assessed 45,927

Net Assessed Under Protest

Public Service	Count	Value
Total PS Value	8	225,972

TIF Increment Value

Net Assessed 225,972



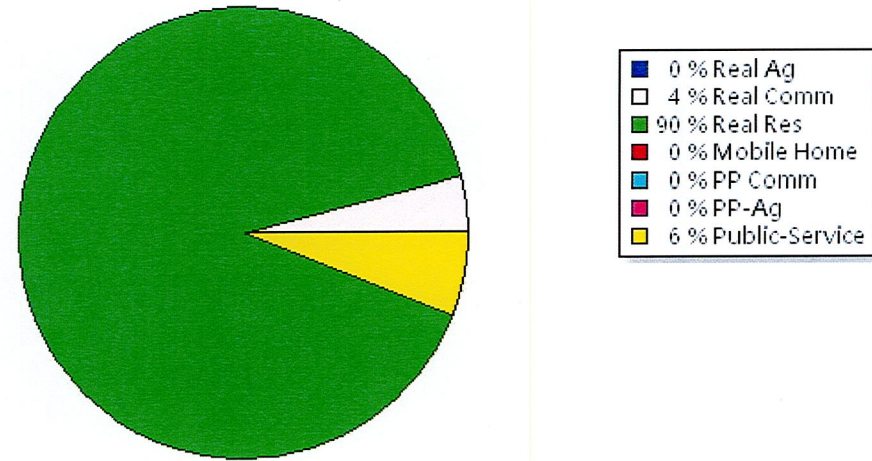
District Totals

Total Gross Value	1,420,475
Homestead Loss	84,086
Other Exemption Loss	43,334
TIF Increment Value	
Retained TIF Value	
Net Assessed Value	1,293,055

Net Assessed Under Protest

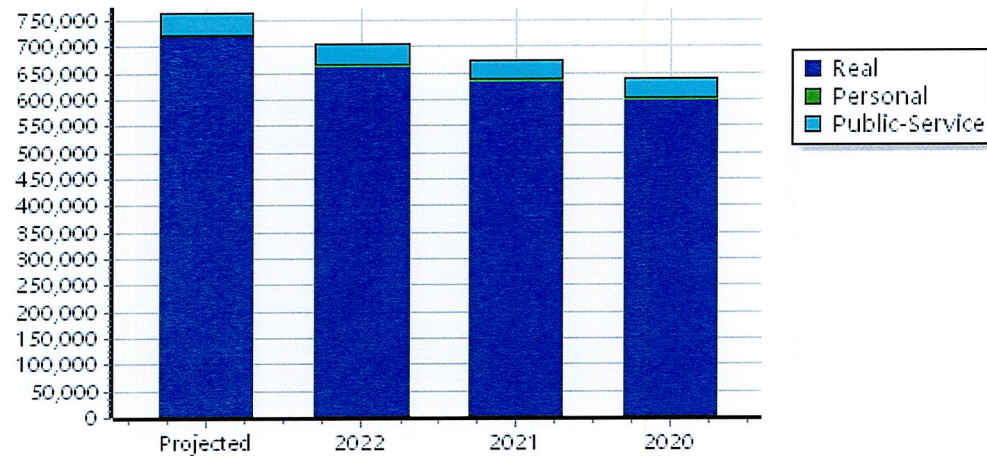
* Public Service Protests Values are not included on this report.

Real	Count	Value
Agricultural	0	0
Commercial	2	27,755
Residential	84	737,365
Total Real Value	86	765,120
Homestead	24	25,000
Veteran	1	21,616
Other	0	0
Total Exempt	26	46,616
TIF Increment Value		
Net Assessed		718,504
Net Assessed Under Protest		
Senior Freeze	5	52,919
Capped Parcels	74	509,627



Personal	Count	Value
Agricultural	0	0
Commercial	0	0
Mobile Home	0	0
Total Personal	0	0
Total Exempt	0	0

Public Service	Count	Value
Total PS Value	6	45,696
TIF Increment Value		
Net Assessed		45,696



District Totals	
Total Gross Value	810,816
Homestead Loss	25,000
Other Exemption Loss	21,616
TIF Increment Value	
Retained TIF Value	
Net Assessed Value	764,200
Net Assessed Under Protest	

* Public Service Protests Values are not included on this report.

Real	Count	Value
Agricultural	0	0
Commercial	6	9,481
Residential	116	142,445
Total Real Value	122	151,926
Homestead	14	14,775
Veteran	2	10,446
Other	0	0
Total Exempt	18	25,221

TIF Increment Value

Net Assessed 126,705

Net Assessed Under Protest

Senior Freeze	3	11,817
Capped Parcels	83	70,369

Personal	Count	Value
Agricultural	0	0
Commercial	1	100
Mobile Home	3	11,498
Total Personal	4	11,598
Total Exempt	0	0

TIF Increment Value

Net Assessed 11,598

Net Assessed Under Protest

Public Service	Count	Value
Total PS Value	3	88,618

TIF Increment Value

Net Assessed 88,618

District Totals

Total Gross Value	252,142
Homestead Loss	14,775
Other Exemption Loss	10,446

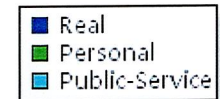
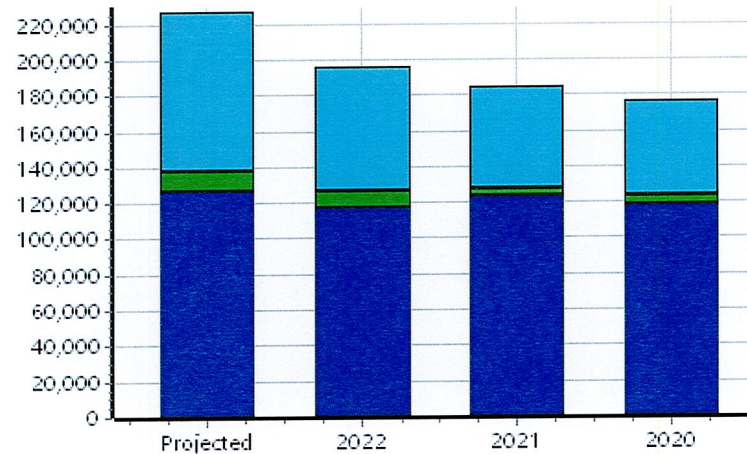
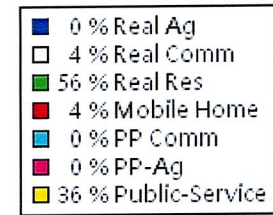
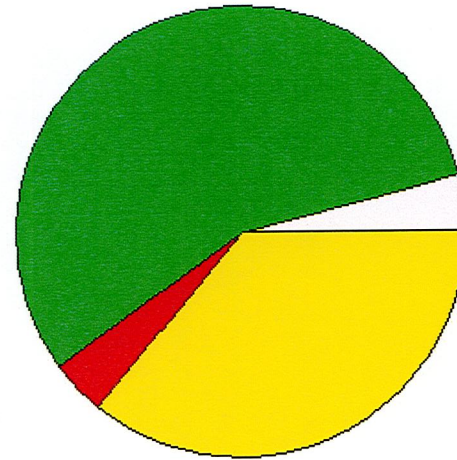
TIF Increment Value

Retained TIF Value

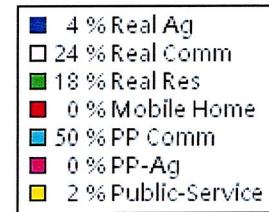
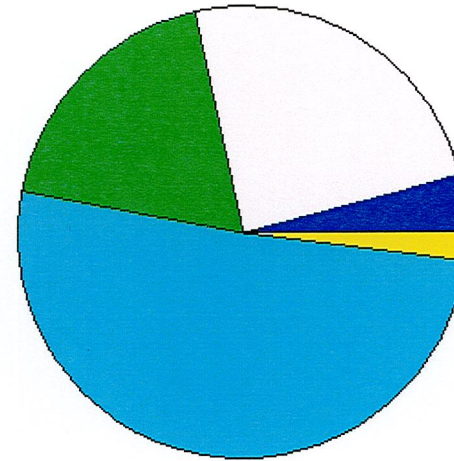
Net Assessed Value 226,921

Net Assessed Under Protest

* Public Service Protests Values are not included on this report.



Real	Count	Value
Agricultural	5,761	49,482,145
Commercial	1,350	313,224,321
Residential	19,982	226,913,133
Total Real Value	27,093	589,619,599
Homestead	7,706	8,081,359
Veteran	380	6,159,120
Other	0	0
Total Exempt	8,488	14,240,479



TIF Increment Value

Net Assessed		575,379,120
Net Assessed Under Protest	3	819,071
Senior Freeze	1,222	12,708,446
Capped Parcels	20,893	157,499,076

Personal	Count	Value
Agricultural	1,532	4,591,743
Commercial	1,428	644,992,455
Mobile Home	1,164	3,526,469
Total Personal	4,124	653,110,667
Total Exempt	53	19,893,105

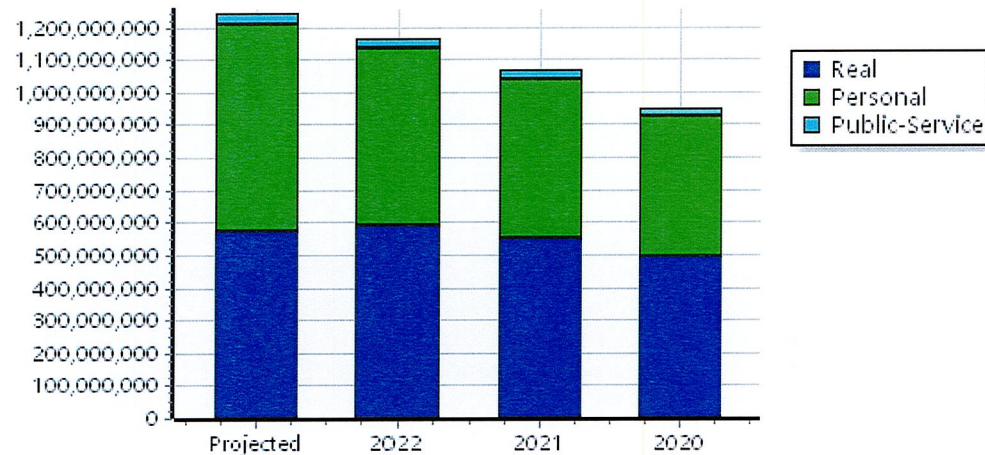
TIF Increment Value

Net Assessed		633,217,562
Net Assessed Under Protest	0	0

Public Service	Count	Value
Total PS Value	254	34,472,519

TIF Increment Value

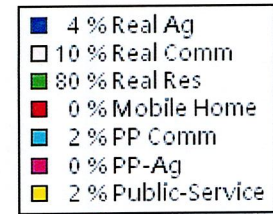
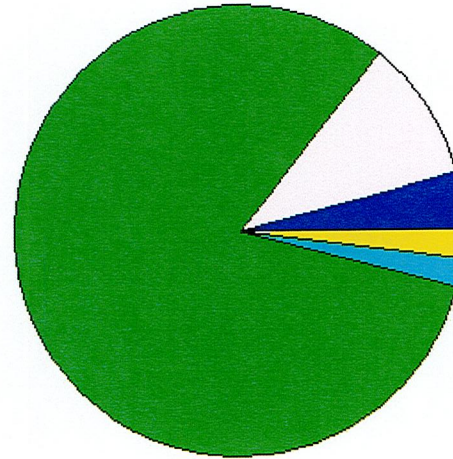
Net Assessed		34,472,519
---------------------	--	-------------------



District Totals	
Total Gross Value	1,277,202,785
Homestead Loss	8,081,359
Other Exemption Loss	26,052,225
TIF Increment Value	
Retained TIF Value	
Net Assessed Value	1,243,069,201
Net Assessed Under Protest	819,071

* Public Service Protests Values are not included on this report.

Real	Count	Value
Agricultural	176	1,559,738
Commercial	133	4,348,641
Residential	2,043	35,572,415
Total Real Value	2,352	41,480,794
Homestead	415	444,710
Veteran	15	265,369
Other	0	0
Total Exempt	463	710,079



TIF Increment Value

Net Assessed 40,770,715

Net Assessed Under Protest

Senior Freeze	72	647,421
Capped Parcels	1,948	17,614,999

Personal	Count	Value
Agricultural	45	133,985
Commercial	114	1,232,051
Mobile Home	26	105,923
Total Personal	185	1,471,959
Total Exempt	0	0

TIF Increment Value

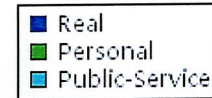
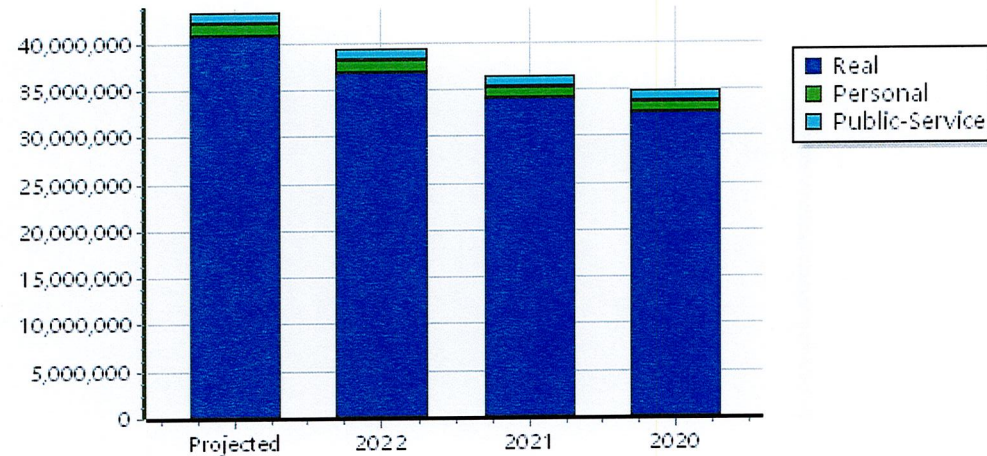
Net Assessed 1,471,959

Net Assessed Under Protest

Public Service	Count	Value
Total PS Value	24	1,107,565

TIF Increment Value

Net Assessed 1,107,565



District Totals

Total Gross Value	44,060,318
Homestead Loss	444,710
Other Exemption Loss	265,369

TIF Increment Value

Retained TIF Value

Net Assessed Value 43,350,239

Net Assessed Under Protest

* Public Service Protests Values are not included on this report.

Real	Count	Value
Agricultural	78	771,134
Commercial	0	0
Residential	37	361,159
Total Real Value	115	1,132,293
Homestead	38	39,000
Veteran	1	20,496
Other	0	0
Total Exempt	40	59,496

TIF Increment Value

Net Assessed 1,072,797

Net Assessed Under Protest

Senior Freeze	3	27,178
Capped Parcels	72	500,554

Personal	Count	Value
Agricultural	17	37,089
Commercial	2	3,792
Mobile Home	8	18,019
Total Personal	27	58,900
Total Exempt	0	0

TIF Increment Value

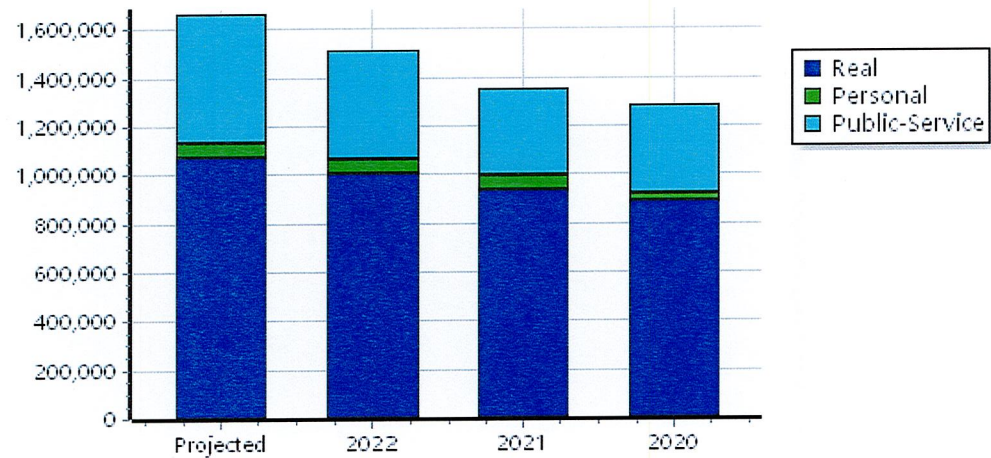
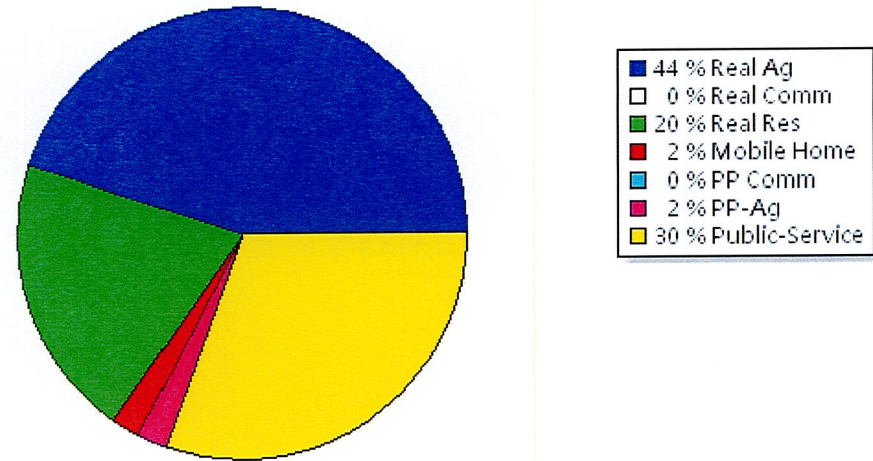
Net Assessed 58,900

Net Assessed Under Protest

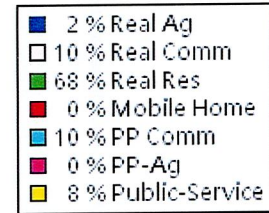
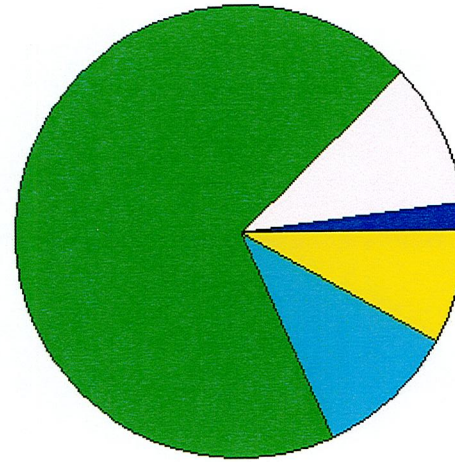
Public Service	Count	Value
Total PS Value	11	532,808
TIF Increment Value		
Net Assessed		532,808

District Totals	
Total Gross Value	1,724,001
Homestead Loss	39,000
Other Exemption Loss	20,496
TIF Increment Value	
Retained TIF Value	
Net Assessed Value	1,664,505
Net Assessed Under Protest	

* Public Service Protests Values are not included on this report.



Real	Count	Value
Agricultural	36	177,096
Commercial	90	811,280
Residential	736	5,398,508
Total Real Value	862	6,386,884
Homestead	140	147,801
Veteran	13	125,381
Other	0	0
Total Exempt	162	273,182



TIF Increment Value

Net Assessed 6,113,702

Net Assessed Under Protest

Senior Freeze	29	126,938
Capped Parcels	656	2,904,758

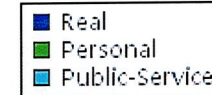
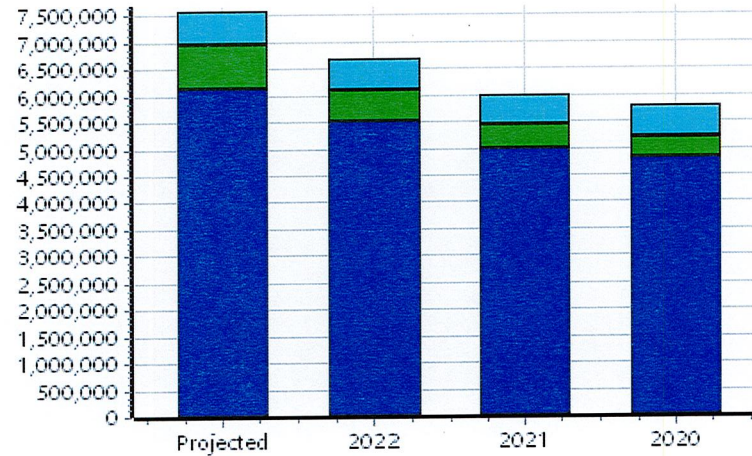
Personal	Count	Value
Agricultural	18	21,505
Commercial	52	789,585
Mobile Home	16	30,898
Total Personal	86	841,988
Total Exempt	0	0

TIF Increment Value

Net Assessed 841,988

Net Assessed Under Protest

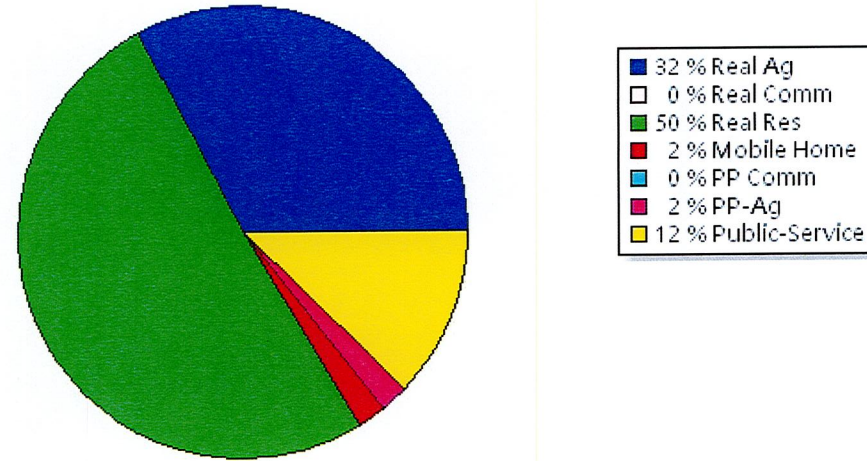
Public Service	Count	Value
Total PS Value	18	623,866
TIF Increment Value		
Net Assessed		623,866



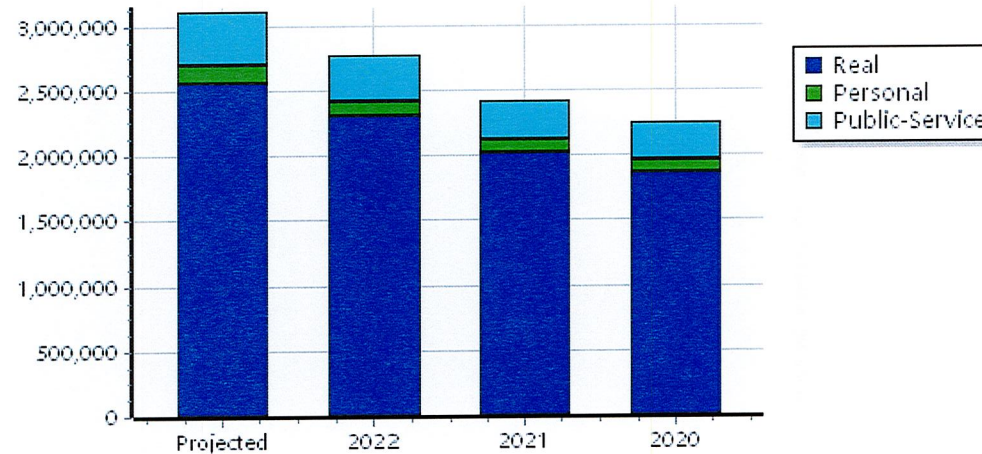
District Totals	
Total Gross Value	7,852,738
Homestead Loss	147,801
Other Exemption Loss	125,381
TIF Increment Value	
Retained TIF Value	
Net Assessed Value	7,579,556
Net Assessed Under Protest	

* Public Service Protests Values are not included on this report.

Real	Count	Value
Agricultural	164	1,071,260
Commercial	0	0
Residential	260	1,677,063
Total Real Value	424	2,748,323
Homestead	124	135,514
Veteran	5	56,183
Other	0	0
Total Exempt	142	191,697
TIF Increment Value		
Net Assessed		2,556,626
Net Assessed Under Protest		
Senior Freeze	22	162,566
Capped Parcels	318	1,807,406



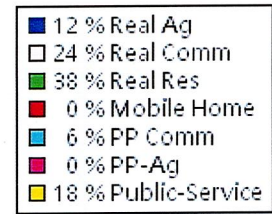
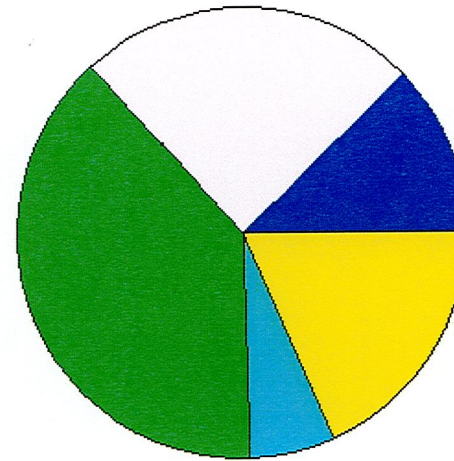
Personal	Count	Value
Agricultural	35	56,583
Commercial	4	2,038
Mobile Home	21	82,511
Total Personal	60	141,132
Total Exempt	1	462
TIF Increment Value		
Net Assessed		140,670
Net Assessed Under Protest		
Public Service	Count	Value
Total PS Value	5	412,268
TIF Increment Value		
Net Assessed		412,268



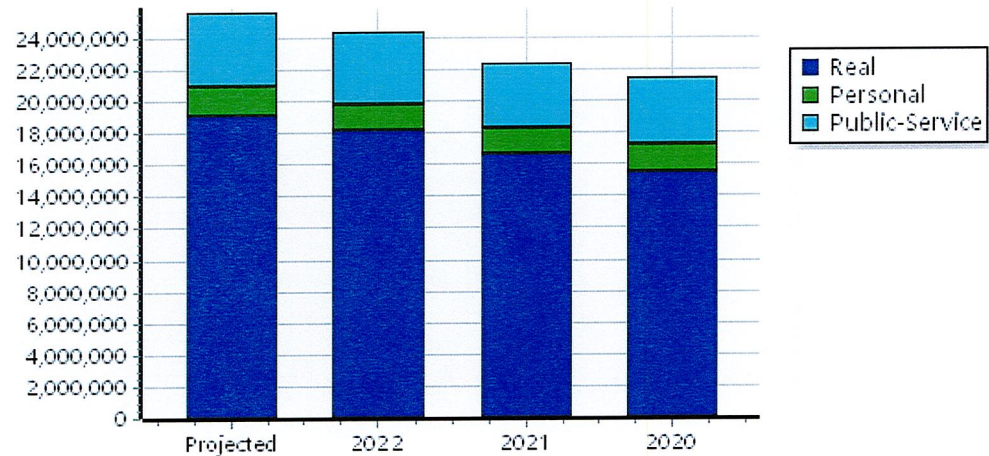
District Totals	
Total Gross Value	3,301,723
Homestead Loss	135,514
Other Exemption Loss	56,645
TIF Increment Value	
Retained TIF Value	
Net Assessed Value	3,109,564
Net Assessed Under Protest	

* Public Service Protests Values are not included on this report.

Real	Count	Value
Agricultural	349	3,293,783
Commercial	51	6,426,998
Residential	655	10,166,511
Total Real Value	1,055	19,887,292
Homestead	374	384,000
Veteran	19	389,863
Other	0	0
Total Exempt	403	773,863
TIF Increment Value		
Net Assessed		19,113,429
Net Assessed Under Protest	1	502,325
Senior Freeze	43	604,768
Capped Parcels	773	7,774,760



Personal	Count	Value
Agricultural	95	186,246
Commercial	51	1,560,798
Mobile Home	22	113,806
Total Personal	168	1,860,850
Total Exempt	1	2,000
TIF Increment Value		
Net Assessed		1,858,850
Net Assessed Under Protest	0	0
Public Service	Count	Value
Total PS Value	24	4,658,027
TIF Increment Value		
Net Assessed		4,658,027



District Totals	
Total Gross Value	26,406,169
Homestead Loss	384,000
Other Exemption Loss	391,863
TIF Increment Value	
Retained TIF Value	
Net Assessed Value	25,630,306
Net Assessed Under Protest	502,325

* Public Service Protests Values are not included on this report.

Real	Count	Value
Agricultural	897	7,576,818
Commercial	552	283,147,814
Residential	5,640	74,567,581
Total Real Value	7,089	365,292,213
Homestead	2,355	2,444,009
Veteran	98	1,930,190
Other	0	0
Total Exempt	2,546	4,374,199

TIF Increment Value

Net Assessed 360,918,014

Net Assessed Under Protest

Senior Freeze	377	3,697,660
Capped Parcels	5,516	45,870,376

Personal	Count	Value
Agricultural	211	666,515
Commercial	649	621,923,563
Mobile Home	238	799,437
Total Personal	1,098	623,389,515
Total Exempt	19	13,373,996

TIF Increment Value

Net Assessed 610,015,519

Net Assessed Under Protest

Public Service	Count	Value
Total PS Value	44	7,906,592

TIF Increment Value

Net Assessed 7,906,592

District Totals

Total Gross Value	996,588,320
Homestead Loss	2,444,009
Other Exemption Loss	15,304,186

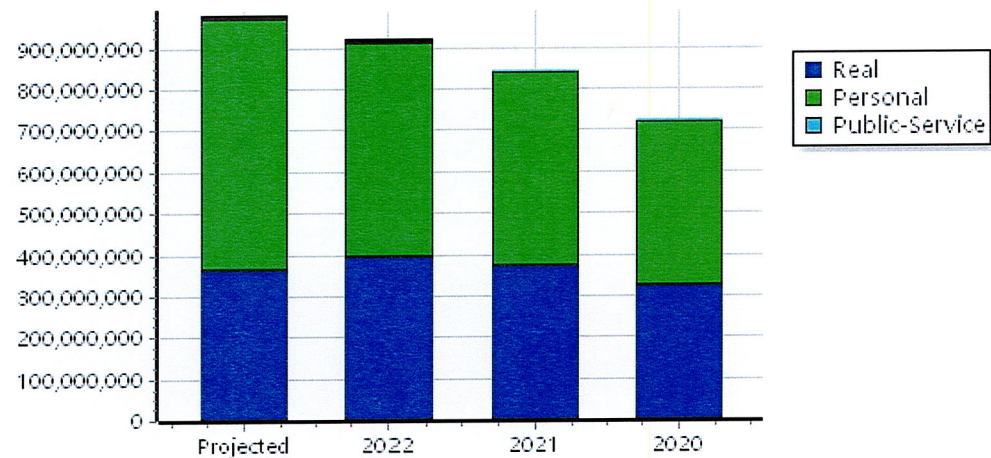
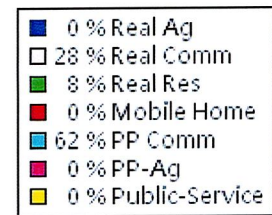
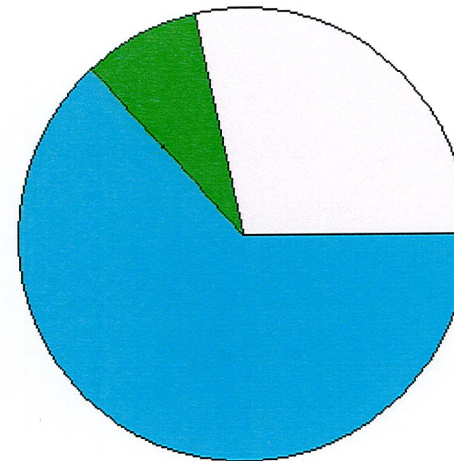
TIF Increment Value

Retained TIF Value

Net Assessed Value 978,840,125

Net Assessed Under Protest

* Public Service Protests Values are not included on this report.



Real	Count	Value
Agricultural	1,501	13,109,746
Commercial	80	1,966,486
Residential	2,435	24,383,685
Total Real Value	4,016	39,459,917
Homestead	1,087	1,123,089
Veteran	46	800,270
Other	0	0
Total Exempt	1,175	1,923,359

TIF Increment Value

Net Assessed 37,536,558

Net Assessed Under Protest

Senior Freeze	153	1,443,572
Capped Parcels	2,876	17,072,494

Personal	Count	Value
Agricultural	354	1,097,134
Commercial	120	1,196,843
Mobile Home	163	598,331
Total Personal	637	2,892,308
Total Exempt	7	16,880

TIF Increment Value

Net Assessed 2,875,428

Net Assessed Under Protest

Public Service	Count	Value
Total PS Value	47	6,429,543

TIF Increment Value

Net Assessed 6,429,543

District Totals

Total Gross Value	48,781,768
Homestead Loss	1,123,089
Other Exemption Loss	817,150

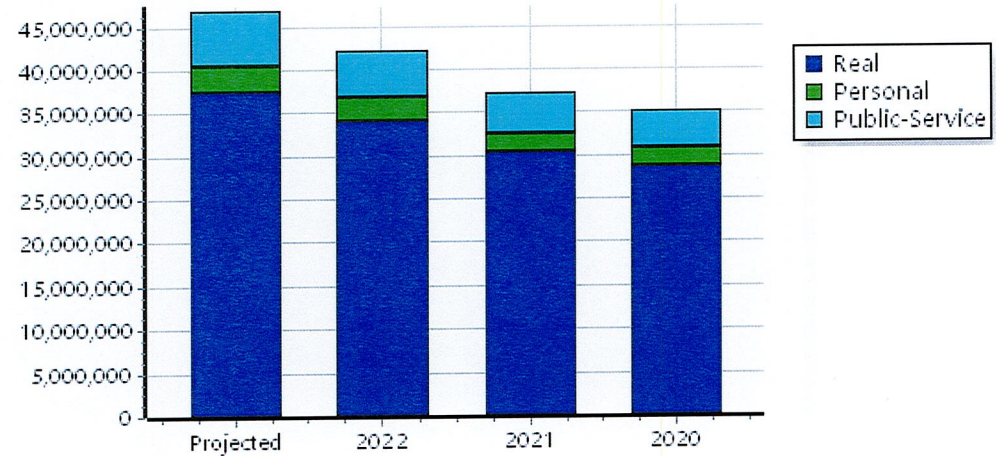
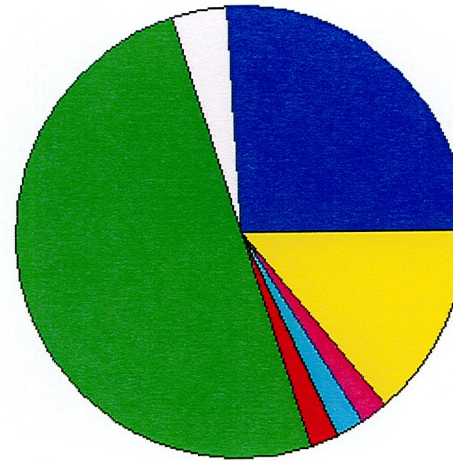
TIF Increment Value

Retained TIF Value

Net Assessed Value 46,841,529

Net Assessed Under Protest

* Public Service Protests Values are not included on this report.



Real	Count	Value
Agricultural	609	3,820,223
Commercial	89	1,888,269
Residential	2,498	21,213,319
Total Real Value	3,196	26,921,811
Homestead	802	846,108
Veteran	49	751,067
Other	0	0
Total Exempt	899	1,597,175

TIF Increment Value

Net Assessed 25,324,636

Net Assessed Under Protest

Senior Freeze	134	1,125,820
Capped Parcels	2,455	13,790,531

Personal	Count	Value
Agricultural	199	246,671
Commercial	104	743,865
Mobile Home	261	614,350
Total Personal	564	1,604,886
Total Exempt	9	13,275

TIF Increment Value

Net Assessed 1,591,611

Net Assessed Under Protest

Public Service	Count	Value
Total PS Value	22	2,428,917

TIF Increment Value

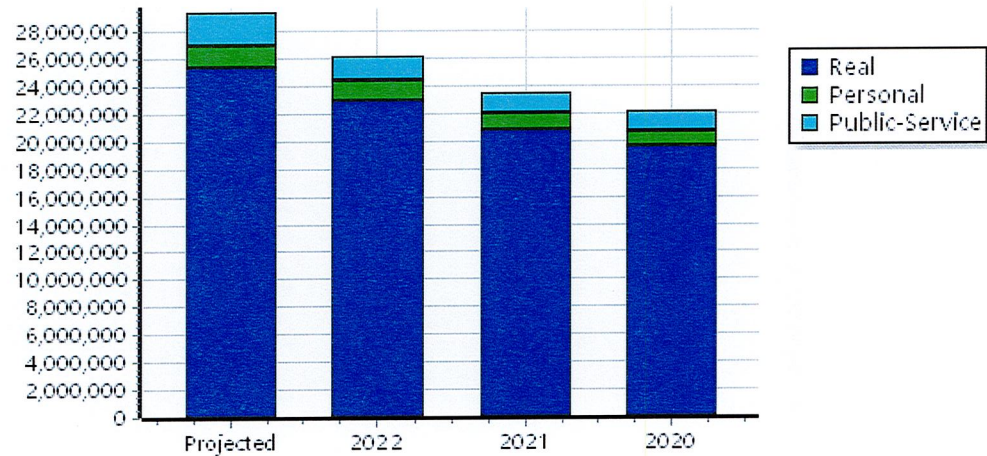
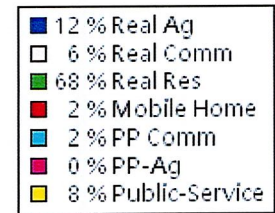
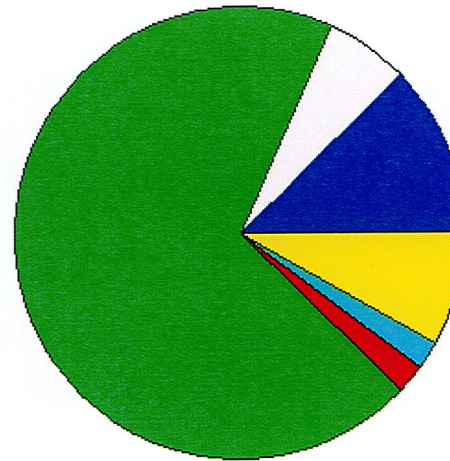
Net Assessed 2,428,917

District Totals

Total Gross Value	30,955,614
Homestead Loss	846,108
Other Exemption Loss	764,342
TIF Increment Value	
Retained TIF Value	
Net Assessed Value	29,345,164

Net Assessed Under Protest

* Public Service Protests Values are not included on this report.



Real	Count	Value
Agricultural	1,175	9,222,978
Commercial	141	3,190,328
Residential	3,386	29,038,549
Total Real Value	4,702	41,451,855
Homestead	1,340	1,438,394
Veteran	81	1,088,823
Other	0	0
Total Exempt	1,524	2,527,217

TIF Increment Value

Net Assessed 38,924,638

Net Assessed Under Protest

Senior Freeze	238	3,403,836
Capped Parcels	3,781	24,827,442

Personal	Count	Value
Agricultural	298	698,070
Commercial	155	1,313,133
Mobile Home	217	645,747
Total Personal	670	2,656,950
Total Exempt	6	6,911

TIF Increment Value

Net Assessed 2,650,039

Net Assessed Under Protest

Public Service	Count	Value
Total PS Value	20	4,035,896

TIF Increment Value

Net Assessed 4,035,896

District Totals

Total Gross Value	48,144,701
Homestead Loss	1,438,394
Other Exemption Loss	1,095,734

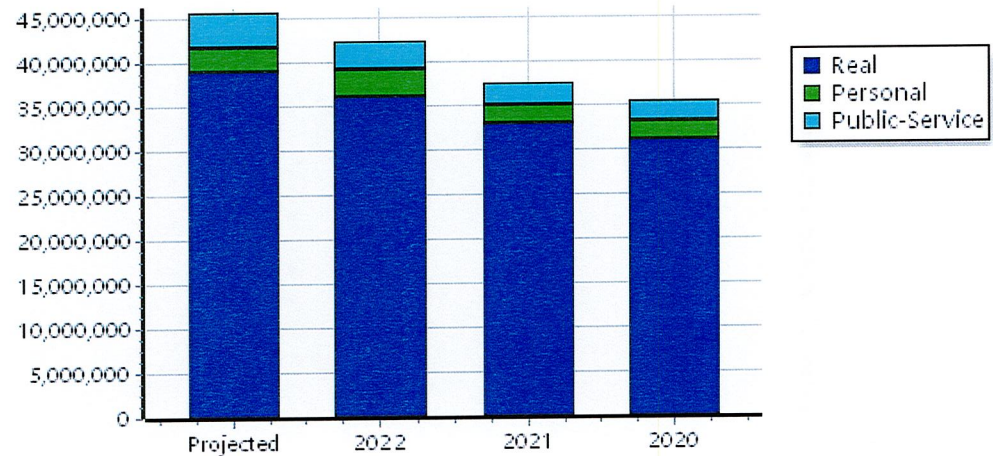
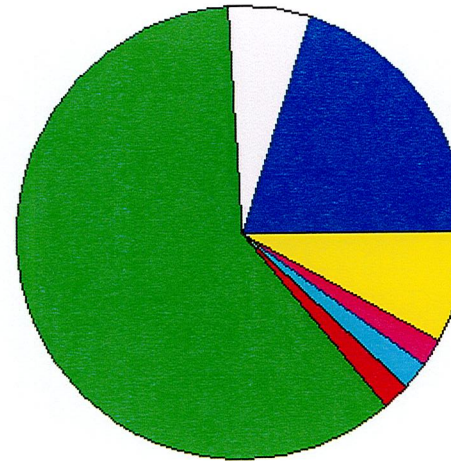
TIF Increment Value

Retained TIF Value

Net Assessed Value 45,610,573

Net Assessed Under Protest

* Public Service Protests Values are not included on this report.



Real	Count	Value
Agricultural	648	7,502,555
Commercial	214	11,444,505
Residential	2,220	23,540,259
Total Real Value	3,082	42,487,319
Homestead	962	1,008,112
Veteran	52	718,891
Other	0	0
Total Exempt	1,062	1,727,003

TIF Increment Value

Net Assessed		40,760,316
Net Assessed Under Protest	2	316,746
Senior Freeze	147	1,439,550
Capped Parcels	2,369	24,345,793

Personal	Count	Value
Agricultural	229	1,327,940
Commercial	169	16,214,707
Mobile Home	180	453,009
Total Personal	578	17,995,656
Total Exempt	8	6,475,581

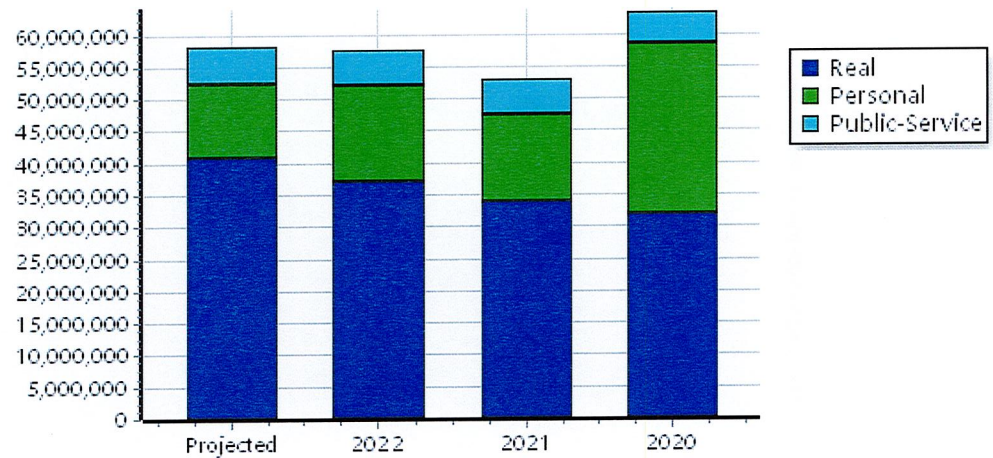
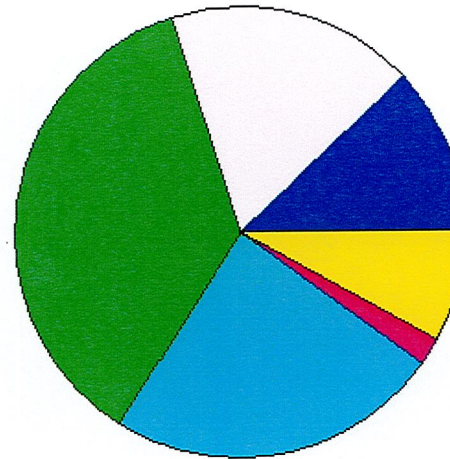
TIF Increment Value

Net Assessed		11,520,075
Net Assessed Under Protest	0	0

Public Service	Count	Value
Total PS Value	32	5,974,559
TIF Increment Value		
Net Assessed		5,974,559

District Totals	
Total Gross Value	66,457,534
Homestead Loss	1,008,112
Other Exemption Loss	7,194,472
TIF Increment Value	
Retained TIF Value	
Net Assessed Value	58,254,950
Net Assessed Under Protest	316,746

* Public Service Protests Values are not included on this report.



Real	Count	Value
Agricultural	109	1,126,127
Commercial	0	0
Residential	66	898,491
Total Real Value	175	2,024,618
Homestead	61	62,622
Veteran	1	12,587
Other	0	0
Total Exempt	64	75,209

TIF Increment Value

Net Assessed 1,949,409

Net Assessed Under Protest

Senior Freeze	4	29,137
Capped Parcels	116	868,715

Personal	Count	Value
Agricultural	23	72,313
Commercial	5	10,407
Mobile Home	11	62,928
Total Personal	39	145,648
Total Exempt	2	4,000

TIF Increment Value

Net Assessed 141,648

Net Assessed Under Protest

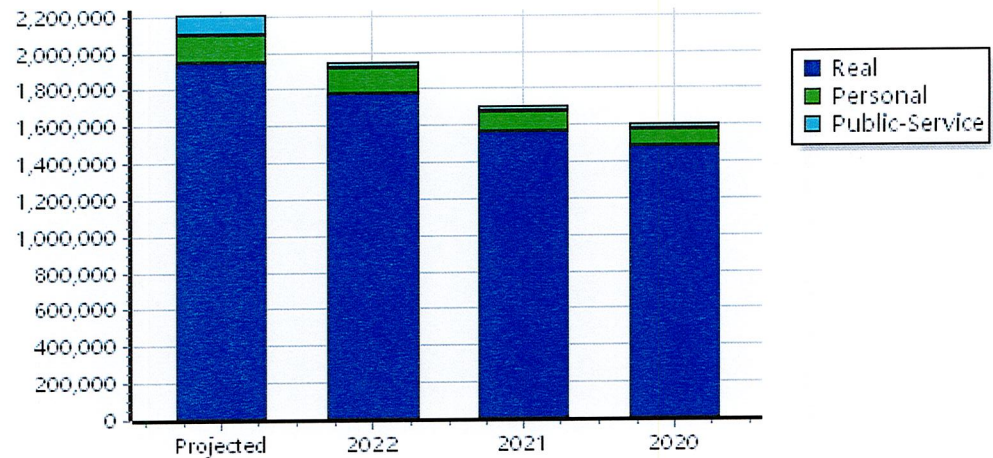
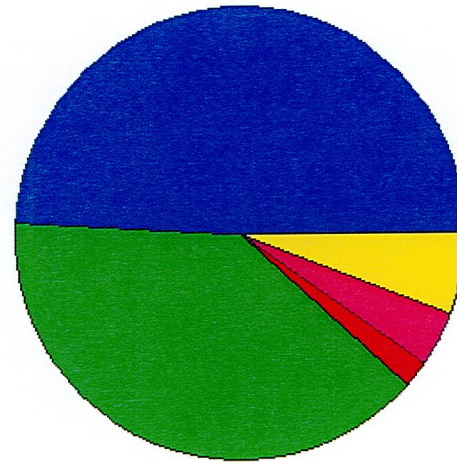
Public Service	Count	Value
Total PS Value	4	115,875

TIF Increment Value

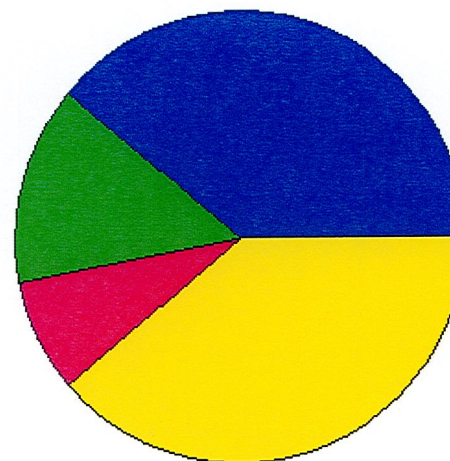
Net Assessed 115,875

District Totals	
Total Gross Value	2,286,141
Homestead Loss	62,622
Other Exemption Loss	16,587
TIF Increment Value	
Retained TIF Value	
Net Assessed Value	2,206,932
Net Assessed Under Protest	

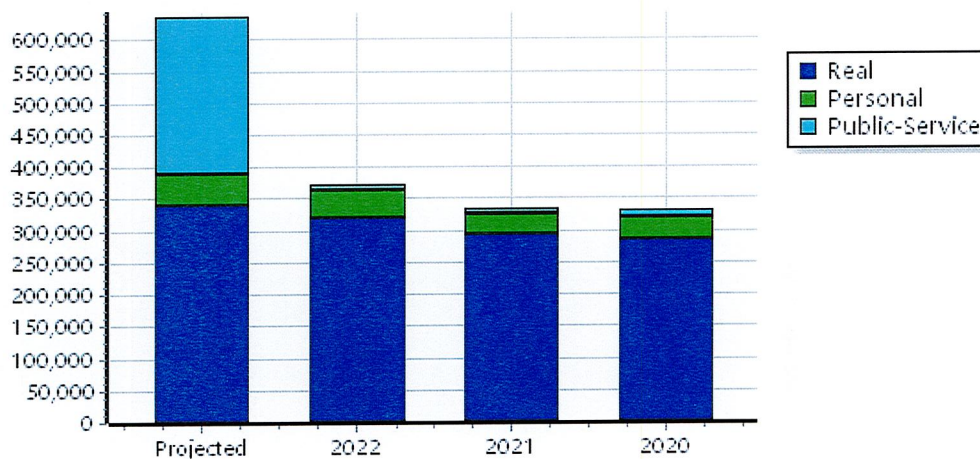
* Public Service Protests Values are not included on this report.



Real	Count	Value
Agricultural	19	250,687
Commercial	0	0
Residential	6	95,593
Total Real Value	25	346,280
Homestead	8	8,000
Veteran	0	0
Other	0	0
Total Exempt	8	8,000
TIF Increment Value		
Net Assessed		338,280
Net Assessed Under Protest		
Senior Freeze	0	0
Capped Parcels	13	121,248



Personal	Count	Value
Agricultural	8	47,692
Commercial	3	1,673
Mobile Home	1	1,510
Total Personal	12	50,875
Total Exempt	0	0
TIF Increment Value		
Net Assessed		50,875
Net Assessed Under Protest		
Public Service		
Total PS Value	3	246,603
TIF Increment Value		
Net Assessed		246,603



District Totals	
Total Gross Value	643,758
Homestead Loss	8,000
Other Exemption Loss	0
TIF Increment Value	
Retained TIF Value	
Net Assessed Value	635,758
Net Assessed Under Protest	

* Public Service Protests Values are not included on this report.

Real	Count	Value
Agricultural	5,761	49,482,145
Commercial	1,350	313,224,321
Residential	19,982	226,913,133
Total Real Value	27,093	589,619,599
Homestead	7,706	8,081,359
Veteran	380	6,159,120
Other	0	0
Total Exempt	8,488	14,240,479

TIF Increment Value

Net Assessed		575,379,120
Net Assessed Under Protest	3	819,071
Senior Freeze	1,222	12,708,446
Capped Parcels	20,893	157,499,076

Personal	Count	Value
Agricultural	1,532	4,591,743
Commercial	1,428	644,992,455
Mobile Home	1,164	3,526,469
Total Personal	4,124	653,110,667
Total Exempt	53	19,893,105

TIF Increment Value

Net Assessed		633,217,562
Net Assessed Under Protest	0	0

Public Service	Count	Value
Total PS Value	254	34,472,519

TIF Increment Value

Net Assessed		34,472,519
---------------------	--	-------------------

District Totals

Total Gross Value	1,277,202,785
Homestead Loss	8,081,359
Other Exemption Loss	26,052,225
TIF Increment Value	
Retained TIF Value	
Net Assessed Value	1,243,069,201
Net Assessed Under Protest	819,071

* Public Service Protests Values are not included on this report.

